


# Class of 2024

JUNIOR PARENT  
INFORMATION GUIDE  
DELAWARE VALLEY HIGH  
SCHOOL



# Equal Rights and Opportunities Policy

## **CONTINUOUS NOTICE of NONDISCRIMINATION**

The Delaware Valley School District does not discriminate on the basis of race, color, national origin, sex, disability or age in its programs or activities and provides equal access to the Boy Scouts and other designated youth groups. Inquiries may be directed to the Title IX Coordinator or the Section 504/ADA Title II Coordinator at 252 Route 6 & 209 Milford, PA 18337 or 570-296-1800.

# TABLE OF CONTENTS

	PAGE
Introduction	1
Hints to Prepare for Post High School Education	2
Getting Into College	3
Campus Visitations	4
Types of Colleges	7
PA State System of Higher Education Universities	8
Taking College Entrance Exams	9
College Costs and Financial Aid	11
Military Academies, Military Recruiters & ASVAB	12
Act 158 Graphic	14
Useful Websites	15

## APPENDIX:

- Transition Planning Guide for Students with Disabilities
- DVHS Naviance Family Connection Handout
- College Admissions Progress Chart
- College Worksheet

## INTRODUCTION

The following brochure has been prepared to aid students and their parents in planning for education and training beyond high school. This may prove to be of great value to a conscientious student. By starting early in high school and following the format offered here, the anxieties of post high school training will be greatly diminished.

Please do not hesitate to contact the 11/12 Guidance office if we can be of assistance!

*CTE Students:*

Ms. Cosentino

(570) 296-1864

[jcosentino@dvsd.org](mailto:jcosentino@dvsd.org)

*Last names beginning with A- F:*

Mrs. Ross

(570) 296-1865

[crystal.ross@dvsd.org](mailto:crystal.ross@dvsd.org)

*Last names beginning with G-N:*

Ms. Blaut

(570) 296-1863

[mblaut@dvsd.org](mailto:mblaut@dvsd.org)

*Last names beginning with O-Z:*

Mrs. Favorito

(570) 296-1866

[jfavorito@dvsd.org](mailto:jfavorito@dvsd.org)

*11/12 Guidance Secretary*

Mrs. Leslie Thompson

(570) 296-1861

[ltompson@dvsd.org](mailto:ltompson@dvsd.org)

## **HINTS TO BETTER PREPARE YOURSELF FOR EDUCATION BEYOND HIGH SCHOOL**

1. Read extensively – good books, newspapers, current magazines, etc.
2. Develop proper study habits – note taking, organization of information, etc.
3. Work to improve your vocabulary.
4. Analyze yourself so that your goals are attainable – aptitudes, interests, health, financial.
5. Discipline yourself so that you take the initiative to work without prodding from teachers and parents.
6. Develop a strong intellectual curiosity – ask questions.
7. Concentrate on developing your ability to express yourself through the medium of writing themes and reports. The product of your efforts should be original. The copying of words for a report or a theme provides nothing and does not help you to develop this needed ability for success in college and other training programs.
8. Learn to budget your time.
9. Get acquainted with and read pamphlets, books, websites and brochures available about the college of your choice.
10. Choose your activities wisely – it is not the number of activities to which you belong but the quality of performance within the activity.

# GETTING INTO COLLEGE

## Should the student go to college?

The answer is **YES - IF**: the student really wants to go to college; if one has the ability; if one has the proper high school preparation and acceptable grades; and if money can be found for the costs.

Factors to be considered if you hope to get into college and other training programs:

- **Class Rank** – Every grade you earn starting in grade 9 and continuing through grade 12 helps to determine this rank. Colleges are interested in your class rank for the combined grades of 9, 10, and 11.
- **School Record** – Citizenship, activities, honors, awards, volunteer activities, etc.
- **Test Scores** - College Board Scores, (SAT and SAT Subject Tests Scores). American College Testing Program (ACT – when required).
- **Course Selection** – Including required subjects
- **Type of School you choose.**
- **Recommendations** – By the school and other individuals. Follow the recommended number of recommendations from the college if required. Otherwise the recommended number is no more than three from teachers who know you best.

## How does a student find the right college?

Remember: Your School Counselor is ready and able to help you make this very important decision.

College Search: conduct a college search online using Naviance or CollegeBoard  
(<https://bigfuture.collegeboard.org/college-search>)

Try to select schools with appropriate admissions criteria and requirements.

## What if the student is not sure about what to study in college?

The counseling office is always open, and we consider assisting seniors in choosing the right course and colleges a prime responsibility. Various interest tests are available to the student who may be unsure of what major to pursue. Utilize the Naviance or Smart Futures platforms for assistance.

Consider community college options if you are unsure what you want to study.

## How should a student apply to college?

1. Research different colleges you might be interested in. The summer is a good time to do this, and Naviance can be a useful tool to streamline your research.
2. Have a talk with your counselor and discuss your plans.
3. Apply to about four different colleges that offer the desired curriculum. An example of some different types of colleges: Moravian – a small private college, Harvard – a nationally known college, Penn State – a large university. It costs between \$20 and \$75 to apply to each school.
4. Fill out the application carefully. IT IS ADVISABLE TO COMPLETE APPLICATIONS ONLINE AND KEEP GUIDANCE INFORMED. OFFICIAL TRANSCRIPTS MUST BE REQUESTED THROUGH NAVIANCE. When filling in an application, follow all directions exactly. About 95% of the colleges are happy to get the applications between September and December. Be mindful of deadlines, including early decision if applicable, and do not be leisurely about submitting applications. Most students should apply during the first months of their senior year. Keep your School Counselor informed of your progress with choosing a college. By being aware of what is happening, counselors may be of further help. For completing applications, our Delaware Valley CEEB School Code is **392-635**.
5. A personal interview at the college you choose can be helpful. Write or call three or four top choice colleges and ask for an appointment to visit each of them. Because so many prospective students are touring the nation's campuses these days, requests for interviews mount up. As a result, it is usually important to write or call for an appointment in advance (at least two or three weeks) of a proposed visit. A thoughtful and helpful step is to suggest a couple of acceptable dates and times. By doing so, chances for obtaining a mutually convenient spot in the schedule are increased. Some colleges are using group discussions rather than individual discussions in order to meet the heavy demand of appointments. In some cases, colleges do not make specific appointments; students are seen as time permits. Some schools seem to discourage personal interviews. However, in that case, to visit and tour a school informally can often aid a student and his parents in choosing one school over another.

To save time and money, colleges in the same geographic area can be included on the same trip. If an overnight stay is involved, be sure to make reservations considerably in advance (colleges can usually recommend reasonable accommodations in their areas).

## CAMPUS VISITATIONS

Regardless of how much you have read or heard about a school, you can only get the “feel” of it by actually visiting it. Some colleges will appeal to you immediately and others will give you a feeling of insecurity. Some suggestions for your college visitations are:

### **Before Your Visit:**

- Make previous arrangements so you know you will be able to see the proper individual
- Re-read the catalog/website, especially the sections on admissions requirements, tuition, and scholarship data and programs of study.
- Review your high school record so that general questions about academic performance in high school, and scores on tests such as the SAT Test can be discussed.
- If you are planning to visit a college during the school day and will miss a day of classes, bring a note ahead of time to your counselor including the name of the school, date of visit, and a parent signature. This procedure will help to insure that your absence from school will be excused.

### **The Visit:**

- Allow enough time to get the “feel” of the campus. A two-hour visit should suffice plus a chat with the Admissions Officer.
- Be prompt. Be neatly dressed. Be well mannered.
- Don’t hesitate to discuss finances, including scholarships, loans and work opportunities.
- Do feel free to ask for some estimate of your chances for admission but don’t expect any firm commitment at this time.
- Obtain an application form, scholarship application if needed, and a campus map.

### **The Interview with the Admissions Officer:**

- Write or call in advance for an appointment.
- Don’t ask for information that you could have found in the college catalog or from the website. Indicate by your questions that you have done some serious thinking and reading about this particular college.
- It’s fine to have your parents along, but most college admissions officers stress that you, NOT YOUR PARENTS, should do most of the talking.
- Don’t brag about your accomplishments; mention them in a matter-of-fact way without false humility.
- Be absolutely certain that you’re ON TIME for the interview. If you see that you’ll be late, call.

In discussing co-curricular activities, don't try to impress him or her by reeling off a long string of activities. Mention important ones, or ones in which you've held office.

### **Some Musts for Your Campus Tour:**

**THE COLLEGE LIBRARY.** Even a ten minute visit can tell you something about the size and scope of its collections, study facilities, specialized areas such as "listening room", computer use, etc.

**ACADEMIC FACILITIES.** You may have an opportunity to sit in on a class or seminar. If you're a future science or engineering major, try to visit a typical undergraduate laboratory; if languages are your specialty you may be interested in seeing the language labs.

**LIVING QUARTERS.** Try to visit a typical dormitory room, dining hall, student lounge, and recreation area. If there are fraternity or sorority houses on campus, you may want to see one of these too.

**STUDENTS.** It is important to get some idea of the kind of people you'll live and work with on campus. If a student guide accompanies you on your tour, feel free to ask the guide about any aspect of college life. The guide will welcome some clues about your interests in sports, debates, dramatics, and so forth. You may include a visit to the headquarters of such activities if time permits.

**FINANCIAL AID.** Visit the financial aid office to obtain information on any special grants or scholarships the college may offer to their students.

**OFFICE OF DISABILITY SERVICES.** Visit the Office of Disability Services to discuss the accommodations that you may need to assist you in the college coursework.

### **AFTER YOUR VISIT:**

- Make some notes on your reactions to the colleges; they'll be useful later on when you're trying to evaluate various institutions. They may suggest some additional points for discussion with your guidance counselor, parents, and the next college you may visit.
- Write a thank you note or thank you email to your interviewer.

## TYPES OF COLLEGES

**College:** An institution that offers educational instruction beyond high school level in a two-year or four-year program.

**University:** An academic organization which grants undergraduate and graduate degrees in a variety of fields and which supports at least two degree-granting professional schools that are not exclusively technological (such as medicine, journalism, or agriculture). It is composed of a number of "Schools" or "Colleges", each of which encompasses a general field of study.

**Liberal Arts College:** Four-year institution which emphasizes program of broad undergraduate education. Pre-professional or professional training may be available but is not stressed.

**Community or Junior College:** Two-year institutions of higher learning which provide vocational training and academic curricula (terminal and transfer).

**Degree/Certificate Program:** Academic program is complete in itself. A student who completes it will earn an Associate's Degree or Certificate upon completion.

**Transfer Program:** Academic program is designed to lead into a four-year course at another college or university.

**Technological (Engineering) College:** Independent professional schools which provide four-year training programs in the fields of engineering and the physical sciences. These are often known as Institutes of Technology or Polytechnic Institutes.

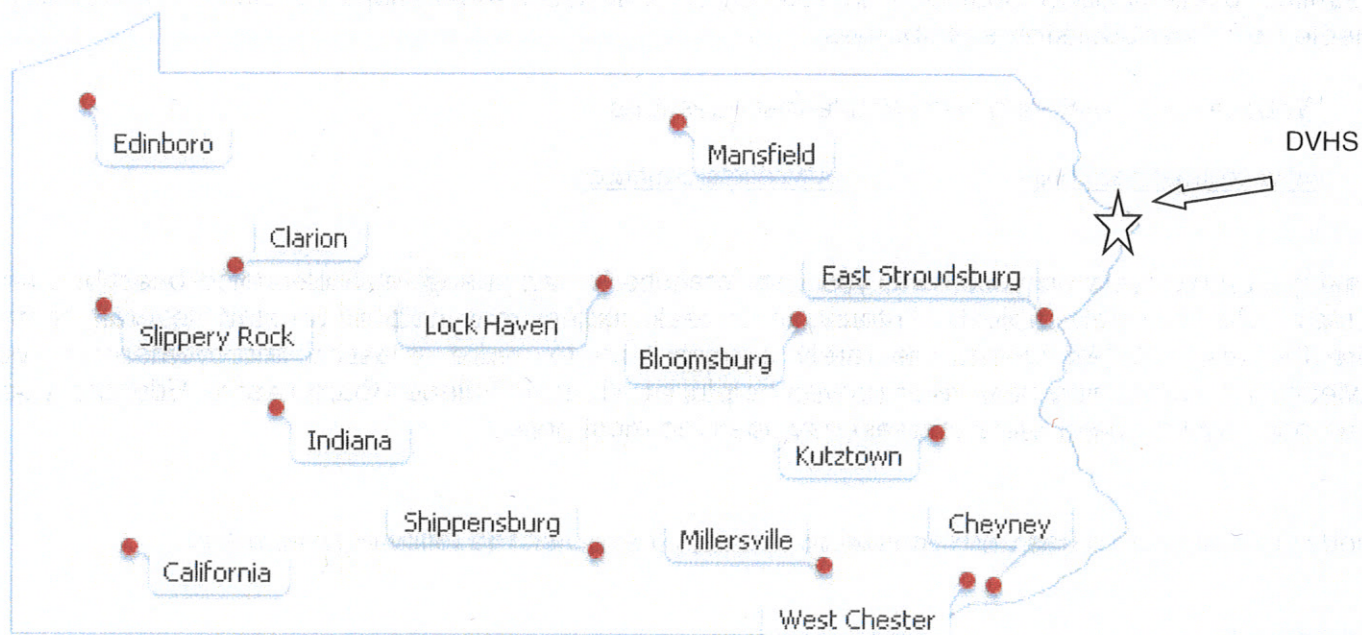
**Technical/Trade School:** A two-year institution which offers terminal occupational programs intended to prepare students for immediate employment in field. These schools may also offer one-year certificate programs in certain crafts and clerical skills.

**Military School:** Federal military academies prepare officers for the Army, Navy and Air Force. These institutions (West Point, Annapolis, Coast Guard, Merchant Marines, and Air Force Academy) require recommendation and appointment by members of Congress. Private and state-supported military institutes, however, operate on a college application basis. They will offer degree programs in engineering and technology with concentrations in various aspects of military science.

# Pennsylvania State System of Higher Education Universities

Commonwealth of Pennsylvania

Web site address <http://www.passhe.edu>



## TAKING COLLEGE ENTRANCE EXAMS

Most colleges require test results for admissions. They are given several times a year. Most students take the SAT Test or the American College Test (ACT's). Some colleges also require additional achievement tests (SAT Subject Tests). Registration for these tests must be completed online, and registration deadlines are generally about four weeks prior to test date. The SAT Test's cost is \$60. The ACT cost is \$66 and ACT plus writing is \$91. Fee waivers are available through guidance for students who receive free or reduced lunch.

There is no way to study for these examinations, but there are ways to prepare in advance. Free test prep is available online through Khan Academy. There are books of sample tests to purchase that are similar to the College Boards and most other entrance examinations as well. They may be available from local bookstores or libraries.

Websites for registering and sample test questions:

[www.collegeboard.org](http://www.collegeboard.org)

[www.actstudent.org](http://www.actstudent.org)

By taking sample tests on your own, you gain practice in answering multiple-choice questions and you may detect a weak subject. Tutoring in a weak subject may help if you start several months before the test. A few weeks are rarely enough time to make a lasting improvement in your knowledge and cramming has never proved helpful at all on a College Board exam. Educators say that a good night's sleep before that test day does the most good.

To find upcoming test dates and register for exams, please visit the following websites:

<https://my.act.org/>

<https://collegereadiness.collegeboard.org/sat/register>

## **Score Choice™: SAT® Score-Reporting Policy**

Designed to reduce student stress and improve the test-day experience, the College Board has approved Score Choice™, an important change to the current SAT® score-reporting policy. This policy gives students the option to send SAT scores by test date in accordance with a particular college's score-use practice. Score Choice is optional, and if students choose not to use it, all scores are sent automatically.

Each college, university and scholarship program has different score-use practices. The College Board has designed an easy-to-use process that provides students with score-use practices for each participating institution. Students are responsible for following an institution's practice, and colleges and universities will only receive the scores that students send them.

### **FAST FACTS**

#### **Availability**

- Score Choice is available to all students via the Web or by calling Customer Service toll free.
- Scores from an entire SAT test (critical reading, writing and mathematics sections) can be sent; scores of individual sections from different sittings cannot be selected independently for sending.

#### **No Additional Cost**

- Students can send any or all scores to a college on a single report — it does not cost more to send one, multiple or all test scores.
- Students receive four free score reports with their test registration fee. We continue to recommend that students take full advantage of the four score reports included with their registration.

#### **More Information**

- Score Choice does not affect score reports sent to students or to their high schools — both will continue to receive all scores.
- Score Choice is an optional feature. Students should still feel comfortable sending all scores, since most colleges consider a student's best score.
- We recommend that students send all of their scores if they are unsure of which scores to send.
- The College Board will provide e-mail reminders to students who have not yet sent their SAT scores.

© 2009 The College Board. All rights reserved. College Board, SAT and the acorn logo are registered trademarks of the College Board. achieve more and Score Choice

# COLLEGE COSTS AND FINANCIAL AID

The cost of college varies, with the most expensive coming in at over \$64,000 per year for tuition alone. The basic ways of financing college education are:

SAVINGS  
SCHOLARSHIPS

LOANS  
GRANTS

WORK GRANTS  
WORK-STUDY PROGRAMS

## Savings:

This is the surest way of having money for college. Either parent or parents and children save money before entering college. Also assets can be turned into cash – sell or borrow on insurance, mortgage, home, or cash in bonds or stocks.

## Scholarships:

Most scholarships go to students on the basis of ability and need. An average student who does not show financial need will have difficulty in getting scholarship aid, unless he fits some special category. Good athletes are such exceptions. High school coaches can help in obtaining athletic scholarships. THE STORY THAT THOUSANDS OF SCHOLARSHIPS GO UNCLAIMED IS A FAIRY TALE. There are a few unclaimed special scholarships available, based on factors including location such as Eastern Pennsylvania on ethnic background such as Welsh, or a talent such as an oboe player. Many are for \$200 to \$500. We have information on scholarships at the guidance office. We distribute a listing of local scholarships to all seniors in the spring of their senior year. A list of local scholarships available to the class of 2024 will be made available to DVHS seniors next Spring.

Special groups offer scholarships –a few examples include: veteran's organizations, fraternal lodges, unions, church denominations, employing companies, and state senators. Parents can check their own groups and organizations.

National Scholarships go to a few thousand of the country's best students. Students have a chance to compete through the PSAT and SAT Test. Additional national scholarship information can be found by logging onto Naviance Family Connections and visiting the DVHS Guidance webpage.

## Financial Aid:

The Pennsylvania high school seniors graduating in June of 2024 will find it necessary to file online the Free Application for Federal Student Aid (FASFA) after October 1, 2023.

Financial Aid can be divided into three groups:

(1) GRANTS

(2) LOANS

(3) JOBS

1. GRANTS (sometimes mistakenly called scholarships) which is money that is given to a student based on financial need of the student. Grant money is NOT paid back; it is FREE MONEY but you must re-apply each year. Grants do not depend on grades, class rank, courses, or College

Board scores. Grants depend on financial need; the lower the income and assets of a family, the higher the chances are for getting a grant and the higher the grant amount will be.

2. LOANS are borrowed money. Loans MUST be paid back. There are special loans for students who attend colleges, universities, and approved technical schools after high school, called Stafford Student Loans. Pennsylvania Higher Educational Assistance Agency (PHEAA) has a student loan program available for residents of Pennsylvania. Also, the PLUS loan is a parent loan that can pay for the majority of your college education.
3. JOBS are available on a part-time basis for students via the College Work-Study Program (CWS) which is federally sponsored. Eligible students work in the library, cafeteria, school store, etc. Most sincere and ambitious students can usually locate on their own part time jobs.

You must complete and submit a Free Application for Federal Student Aid (FAFSA) to apply for federal student financial aid and to apply for state and college aid. Apply online with the FAFSA on the Web at [www.fafsa.ed.gov](http://www.fafsa.ed.gov) after October 1, 2023.

**DVHS will host a Financial Aid Night for parents on October 6, 2023.**

## **PROCEDURES FOR APPLYING TO A SERVICE ACADEMY**

- 1<sup>ST</sup> – See your Guidance Counselor during your junior year.
- 2<sup>nd</sup> – Contact the Academies to obtain a pre-candidate packet.
- 3<sup>rd</sup> – Prepare a resume that will be sent with all correspondence.
- 4<sup>th</sup> – Take the College Entrance Examination Board's SAT Test in May and June of your junior year.
- 5<sup>th</sup> – Contact your Congressman and State Senators requesting a nomination in the spring or summer of your junior year. *Please visit their respective websites to find appropriate contact information.*
- 6<sup>th</sup> - During the summer prior to your senior year, work on developing your upper body strength and physical fitness.
- 7<sup>th</sup> – Complete all subsequent applications and questionnaires well in advance of their due dates.
- 8<sup>th</sup> – Be sure to apply to other colleges and universities.
- 9<sup>th</sup> – Apply also for the Reserve Officer Training Corps Scholarship (ROTC), if you get an appointment you can always decline the scholarship.

## **THE ARMED SERVICES VOCATIONAL APTITUDE BATTERY (ASVAB)**

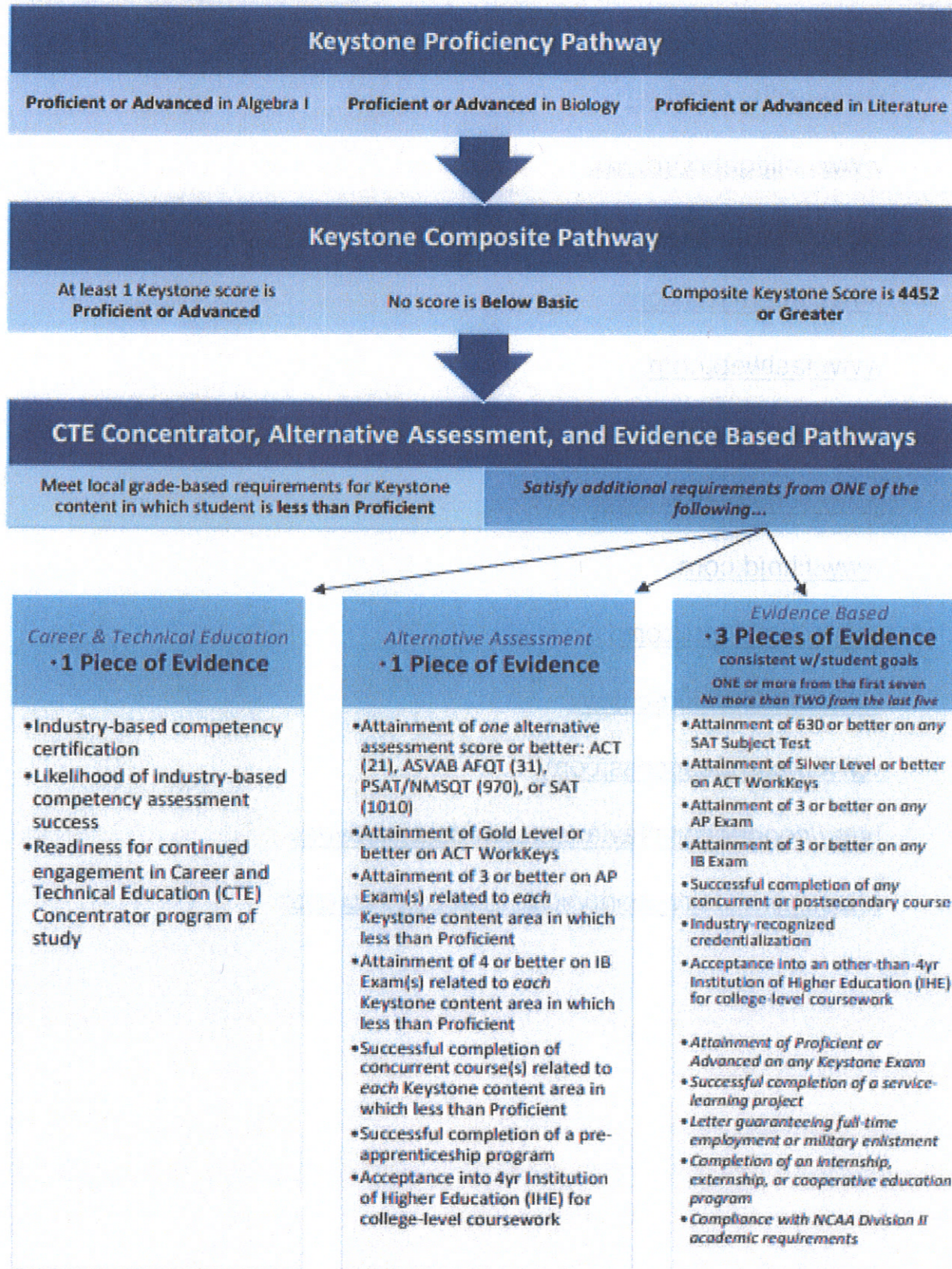
The ASVAB is the entrance examination for entry into the Armed Forces, and the ASVAB is used to determine specific training opportunities that will be offered the future recruit. If a student takes the ASVAB, there is NO obligation to enlist. The ASVAB is usually administered in January to interested seniors and juniors.

The ASVAB is a vocational aptitude battery consisting of eight short tests which include the areas of General Science, Arithmetic Reasoning, Word Knowledge, Paragraph Comprehension, Auto and Shop Information, Mathematics Knowledge, Mechanical Comprehension and Electronics Information. The results of these tests give the student a AFQT (Armed Forces Qualifying Test) score. The AFQT score determines whether the student qualifies to enlist in the US military. The scores in the other areas of the ASVAB will determine how qualified the student will be for a certain military occupational specialties and Enlistment Bonuses.

The test takes approximately three hours and there is no charge. There is no studying or special preparation required to take the ASVAB. The best advice as with any test similar to this is a good night's rest and being on time to take the test.

A practice test can be found at [www.military.com/ASVAB](http://www.military.com/ASVAB) for students to use in preparing for test. The ASVAB is tentatively scheduled to be given at Delaware Valley High School in February 2023.

## Act 158 Pathway Graphic



## USEFUL WEBSITES

If you have access at home to the Internet, you may want to investigate your college search using these addresses:

[www.actstudent.org](http://www.actstudent.org)

[www.collegeboard.org](http://www.collegeboard.org)

[www.educationplanner.org](http://www.educationplanner.org)

[www.petersons.com](http://www.petersons.com)

[www.fastweb.com](http://www.fastweb.com)

[www.collegenet.com](http://www.collegenet.com)

[www.scholarstuff.com](http://www.scholarstuff.com)

[www.finaid.com](http://www.finaid.com)

[www.nextstepu.com](http://www.nextstepu.com)

[www.studentaid.ed.gov](http://www.studentaid.ed.gov)

[www.march2success.com](http://www.march2success.com)

<http://connection.Naviance.com/delawarevhs>

<https://www.fairopportunityproject.org/#guides>

## **TRANSITION PLANNING FOR STUDENTS WITH DISABILITIES WHO PLAN ON ATTENDING COLLEGE**

- It is important that students with disabilities understand the nature of their disability and the impact it can have in an academic setting. Students should participate in the IEP/Transition Plan meetings.
- Students should be aware of their own learning styles.
- Students should become familiar with appropriate accommodations (reader for exams, tape recording lectures, and extended time).
- Students must advocate for themselves and ask for help when needed in secondary (high school) setting to prepare for college.
- Students should have an updated psycho-educational evaluation on file.
- Students should complete eligibility form for SAT testing accommodations.
- Students should register for SAT testing, if needed.
- Students should contact colleges/universities to determine what courses are required for admission.
- Students should check and visit with colleges/universities to determine what type of services are available through the Office of Disability Services. Students will provide documentation of disability (IEP, Psycho-ed. Testing) in order to receive support services at the college.
- Students should check prospective colleges to determine what type of assistive technology is available.
- Students should involve agencies in the Transition planning (Office of Vocational Rehabilitation or Blind and Visual Services).

## **Delaware Valley High School Naviance Family Connection College Planning Resource**

<http://connection.naviance.com/delawarevhs>

We are pleased to introduce *Naviance Family Connection*—a secure website for Delaware Valley High School Counselors, students, and parents to use as a tool in planning for college and in the college application process. The *Family Connection* will complement our counselors' college counseling and our work with individual students. Grade 12 students are required to use it to coordinate the application process with their college counselors; Grades 9-11 students will find it helpful in the college search and research process.

### **Features of the Naviance Family Connection to explore:**

#### ***College Search***

Enter criteria such as size, location, cost, availability of specific majors or athletic programs, and you can produce a list of colleges that meet students' criteria. This is an excellent, easy-to-use Search engine that won't bother you with advertising.

#### ***College Lookup***

This research tool provides comprehensive, up-to-date information on thousands of colleges. In addition to general and admissions information, further data is presented on academics, cost, and financial aid, student body characteristics, extracurricular and athletic programs, and a link to each college's website. For colleges to which Waterford students have applied, numbers applying, admitted, and enrolled will be shown, with a link to graphs of historical acceptance data at particular colleges.

#### ***Communication with College Counselor***

Don't worry about losing paper questionnaires or lists of colleges you have written down. You can enter information about your college criteria, your interests, and the list of colleges you've been looking at, at your convenience. Your college counselor will be able to access your information when he or she needs it, and can then help you develop your college list, which will be stored on Naviance. Also, your college counselor will be able to email you directly with information she thinks you may be interested in: scholarships, summer programs, colleges that might interest you, and upcoming deadlines.

#### ***Request Transcripts and Track Application Process***

When you apply to colleges, you can request your college counselor send School Reports, recommendations, and transcripts to colleges through Family Connection. It is a great way to keep track of which colleges you will apply to, what needs to be sent to which colleges, and when it has been done. Please note that students will still complete their parts of the applications through the colleges—online or on paper, or through [www.commonapp.org](http://www.commonapp.org).

#### ***Electronic School Reports, Recommendations, and Transcripts***

Through Naviance Counselor's Office (the Counselor's version of Family Connection), the School Report Form, Counselor's recommendation letter, and the transcript will be sent electronically to colleges that use the Common Application (about 70% of colleges to which Delaware Valley High School students apply). Electronic means it arrives sooner, and the paper won't be lost by the college. Most students are already sending their parts of the applications electronically. We send transcripts, letters of recommendation and school reports electronically for Common Application colleges.

### ***Acceptance History/College Compare/College Match/Scattergrams***

**Acceptance History** will show all colleges to which Delaware Valley students have been accepted, and the average GPA and test scores of those accepted at each college.

**College Compare** allows you to compare your GPA and test scores and the average GPA and test scores of previously accepted Delaware Valley students for colleges you select.

**College Match** is a feature that allows you to see other colleges you may be interested in based on application trends of other students using Naviance.

### ***Resources***

Useful college links are provided under this heading, such as to the NCAA, the College Board (SAT), ACT, financial aid information, etc.

### **How to Log in to Naviance Family Connection:**

- **Grade 11 and 12: Use the link in the title above to log into Family Connection. See your counselor for your password.**
- **DO NOT make any changes to your name because transcripts and letters are matched using your name, student number, and date of birth.**

### **First steps in using Naviance Family Connection:**

- Go to <https://connection.naviance.com/delawarevhs>  
Link is also available on the DVSD website. Go to Delaware Valley High School, click on the Guidance page, and use your student number and password to log in to Naviance.
- Please see the video tutorial for further instructions and information on navigating the site
- Use **"college search"** and **"college lookup"** to begin researching colleges. Look under **"resources"** for useful links.
- Fill in **"colleges I'm thinking about," "my resume"** and **"my gameplan," "brag packet,"** and update **"my profile"** as needed.
- Add to the list of colleges that you research and are interested in under **"my colleges."**

## COLLEGE ADMISSIONS PROGRESS CHART

Getting into college is a complicated and lengthy process. It is difficult to keep tabs on all aspects of this process but it is extremely important to do so to avoid overlooking any important items. Please feel free to use the following charts as a tool to help you maintain a systematic record of your progress.

<b>ADMISSIONS PROCEDURES</b>	<b>COLLEGE</b>	<b>COLLEGE</b>	<b>COLLEGE</b>	<b>COLLEGE</b>
Application filed with college				
Scholarship Application requested				
Scholarship Application filed				
Official Transcript requested				
Request for SAT or ACT scores sent				
Personal letters of recommendation sent				
Personal interview arranged & completed				
Financial aid information sent				
Request mid year report be completed by guidance				
Letter of acceptance received				
Letter of Rejection received				
Letter of Intent sent to Registrar				
Deposits mailed				
Health Forms received				
Medical Exam taken				
Health Forms filed with college				
Notify all colleges				
Final transcript sent				

## COLLEGE WORK SHEET

### COLLEGE NAMES

FACTOR	COLLEGE #1	COLLEGE #2	COLLEGE #3
SIZE			
TYPE OF COLLEGE			
LOCATION			
DISTANCE FROM HOME			
TRANSPORTATION			
AVAILABLE AID			
TUITION COST/YEAR			
OTHER FEES			
BOOKS			
ROOM & BOARD			
CLOTHING			
OTHER			
TOTAL ONE YEAR			
ADMISSIONS			
CLOSING DATE			
REQUIRED TESTS			
CLASS RANK			
SUBJECT			
INTERVIEW			

